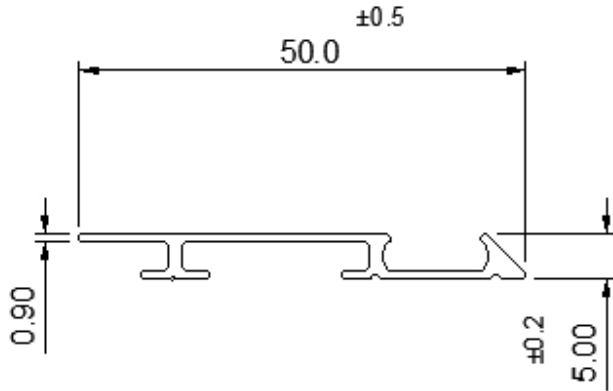


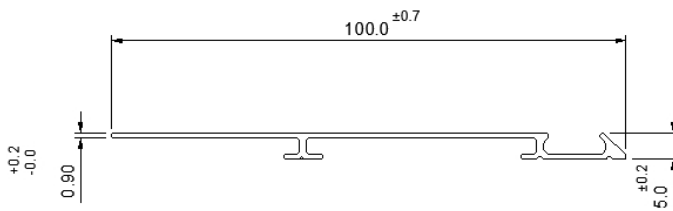
BUILDING AND CONSTRUCTION

DIE No: 40401



Wt. Range : 0.163-0.241 KG/MTR

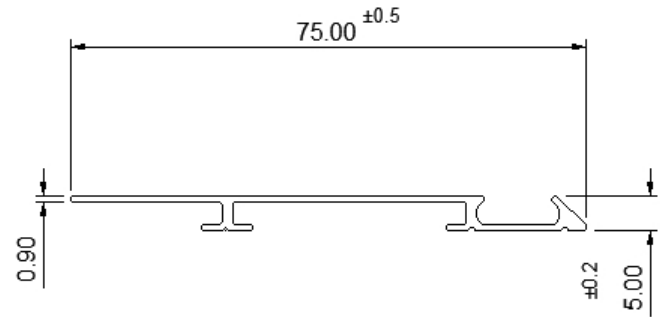
DIE No: 40403



Wt. Range : 0.259-0.389 KG/MTR

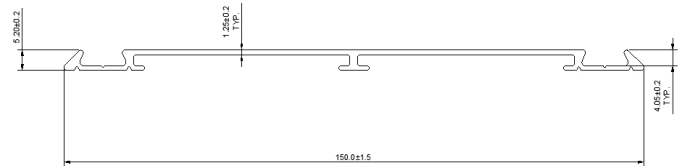
HARDWARE AND SKURTTING

DIE No: 40402



Wt. Range : 0.212-0.314 KG/MTR

DIE No: 40404



Wt. Range : 0.554-0.750 KG/MTR